






















TIPWOOD PROFILES



<u>Product Description</u>			<u>Suggested Usage</u>			
Profile Shapes	Profile Names	Size (mm)	Decking	Construction	Furniture	Land Scaping
	Hollow Square Profiles (Structural)	50 x 50 100 x 100 150 x 150		✓	✓	✓
	Hollow Rectangular Profiles (Structural)	150 x 50	✓	✓	✓	✓
	Rectangular Profiles	150 x 25	✓	✓	✓	✓
	Door profiles	100 x 20	✓	✓		✓
	Door Frames	85 x 31		✓		✓
	Pipes	∅150 & ∅80		✓		✓
	Louvers (L)	150 x 35		✓		✓
	Louvers (S)	75 x 20		✓		✓
	Railing	65 x 32.5			✓	✓
	Bench Profile	84 x 30 x 6			✓	✓
	C - Channel	100 x 30 x 6		✓		✓
	L - Angles	40 x 4 & 30 x 4		✓		✓
	Elliptical Strip	50 x 25		✓	✓	✓
	Strips	55 x 10 80 x 11 40 x 20	✓	✓	✓	✓
	Angle Strip	45 x 10		✓	✓	✓
	I - Beam	38 x 6		✓	✓	✓
	Rods	∅9.5 & ∅8			✓	✓
	Flat Sheets	200 x 11/7 400 x 11/7/4 100 x 6	✓	✓	✓	✓